

St. Patrick's Primary School, Annaghmore



Key Stage One



Key Stage One

► Teachers

Primary 3- Mrs Teresa Nugent

Primary 4- Mrs Paula Kinsella

► Number of Children

Primary 3- 27

Primary 4- 26



School Day

- ▶ Gates open: 8.50am
- ▶ Class begins: 9.10am (Children should be in school for 9am)
- ▶ Break time: 10.30am
- ▶ Lunch time: 12.00pm
- ▶ End of school day: 2:00pm (Primary 3)
- ▶ End of school day: 2:50 pm (Primary 4)

Morning Club is available from 8am- registration required

2-3 Club is available to help with sibling pickup at 3:00pm- registration required



Aims of St. Patrick's

To promote high achievement and learning for life by working with children to:

- ▶ practice the Catholic faith;
- ▶ have high self-esteem – respecting themselves, others and the environment;
- ▶ acquire knowledge and skills to be their individual best;
- ▶ become highly motivated life-long learners;
- ▶ be able to work independently and collaboratively;
- ▶ gain technological skills to equip them for the 21st century.



Saint Patrick's P.S. Policies

See our School website:-

[St Patrick s PS Administering Medicine Policy.pdf](#) (6th Jun 2025)

[St Patrick s PS Anti-Bullying Policy.pdf](#) (6th Jun 2025)

[St Patrick s PS Attendance Policy.pdf](#) (6th Jun 2025)

[St Patrick s PS Drugs Education Policy.pdf](#) (6th Jun 2025)

[St Patrick s PS eSafety Policy.pdf](#) (6th Jun 2025)

[St Patrick s PS Intimate Care Policy.pdf](#) (6th Jun 2025)

[St Patrick s PS Newcomer Policy.pdf](#) (6th Jun 2025)

[St Patrick s PS Parental Complaints Policy.pdf](#) (6th Jun 2025)

[St Patrick s PS Period Dignity.pdf](#) (16th Jun 2025)

[St Patrick s PS Positive Behaviour Policy.pdf](#) (6th Jun 2025)

[St Patrick s PS Pupil Wellbeing Policy.pdf](#) (6th Jun 2025)



School Attendance

Attendance is crucial to your child's development and school must be notified of any absences.

If your child's attendance drops to 90% and no explanation is given, a letter will be sent from school.

If the figure drops below 85% a referral will be made to Educational Welfare.

▶ 100% Attendance	0 Days Missed
▶ 95% Attendance	9 Days Missed 1wk & 4 days
▶ 90% Attendance	19 Days Missed 3wks & 4 Days
▶ 85% Attendance	28 Days Missed 5wks & 3 Days



Education Welfare Service Referral Process

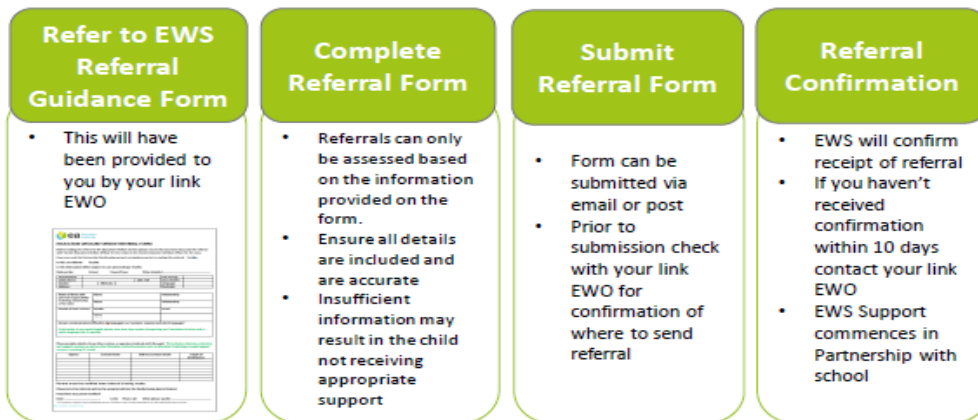


Pre-Referral Process

Preventative actions in accordance with school's attendance policy



Referral Process





Curriculum Overview Year 3

Maths and Numeracy

Count forward and back to 100 (beyond in Term 3)
Know addition and subtraction facts to 20
Add and subtract within 100 with exchange
Add and subtract money up to £1
Solve problems in all areas of Maths
Sort 2D & 3D shapes in different ways
Collect, record and present data (Handling Data)
Measure using standard units of length, weight, capacity, area and time

Language and Literacy

Reading – use a range of reading strategies to identify unfamiliar words and use a range of comprehension skills to interpret texts
Writing – write for a variety of purposes and in a variety of different genre
Talking & Listening – formulate, give and respond to guidance, directions and instructions

The Arts

Art & Design –Experiment with a range of media, materials, tools and processes such as drawing and painting.
Drama –Engage in a range of creative and imaginative role-play situations
Music –Work creatively using instruments
Songs/hymns/carols.

The World Around Us

Our WAU Topics are : Celebrations, Safe And Sound, Coldlands, Farming And Local Buildings.

Religion & PDMU

Grow In Love.
Develop an insight into emotions, attitudes, values and understand how to use these insights to contribute to relationships, family life, the local and global community and family life.

Physical Education

Fundamental skills development – Dance, Games & Gymnastics.



Curriculum Overview Year 4

Maths and Numeracy

Read, count and order numbers to 1000.
Develop the concept of exchange for subtraction.
Introduce multiplication & Division.
Problem solving within 4 operations of number.
Measures – Length, Weight, Capacity, Area and Time
2D & 3D shape + position, movement & direction
Handling Data – collecting, representing and interpreting data

Language and Literacy

Reading – use a range of reading strategies to identify unfamiliar words and use a range of comprehension skills to interpret texts and express opinions.
Writing – write for a variety of purposes and in a variety of different genre
Talking & Listening – formulate, give and respond to guidance, directions and instructions

The Arts

Art & Design – Experiment with a range of media, materials, tools & processes.
Drama – imaginative role play situations eg A child from school in the past
Music – Sing & perform with simple instruments.

The World Around Us

Our WAU Topics are : Weather, Famous People, Ireland, Under The Sea And Minibeasts.

Religion & PDMU

Grow In Love - Develop an insight into emotions, attitudes and values.
Preparation for First Confession & First Holy Communion

Physical Education


Athletics, Dance, Games & Multisport.



Talking and Listening

Some of our KS1 targets;

- ▶ Listen to, interpret and retell written texts
- ▶ Tell own stories based on personal experiences
- ▶ Listen and respond to guidance and instructions
- ▶ Express thoughts, feelings and opinions
- ▶ Speak audibly and clearly when reading aloud from a variety of sources.





Reading

Some of our KS1 targets;

- ▶ Read with some independence for enjoyment and information
- ▶ Read, explore and understand a range of texts
- ▶ Research and manage information
- ▶ Use a range of comprehension skills to interpret and discuss texts
- ▶ Express opinions and give reasons based on what has been read
- ▶ Use a range of strategies to identify unfamiliar words.





Reading Strategies

Sharp Eye

Look at the pictures.



Hop, Skip and Jump

Read to the end and come back.




Mouse the Mouth

Say the first sound.



Try on the Fly!

Try a word that makes sense.




Sound Talk It

Say each sound.



Slide the Snake

Blend the sounds together.



Chunky Monkey

Look for chunks.




Tommy Tracker

Point to each word as you read.



Don't Forget

Use your memory.
Where have you seen the word before?



Flippy Dolphin

Flip the vowel from short to long.





LOOK  at the pictures	Get your MOUTH  ready to make the first sound	SLIDE through the whole word 
Spell the word out loud 	 Reread Does it <u>LOOK</u> right? Does it <u>SOUND</u> right? Does it <u>MAKE SENSE</u> ? If not:  STOP , go back, and read it again!	Skip hard words and then go back.  Read Skip Go back and read.
Try a different VOWEL sound. 	Think of a RHYMING word you do know.  "If I know c-a-t spells cat, then h-a-t must spell hat." 	 "Chunk it" Look for smaller words hiding inside.

 I wonder.... Ask QUESTIONS to help you think deeper about the story.	Predict Stop reading and think what might come next 	 Infer Think deeper about the meaning of what is read
 Make Connections Use your schema to better understand	Thinking Strategies Good Readers Use	 Self Monitor Stop and think to make sure you are understanding
Think of the characters' feelings 	 Summarize Wrap up your thinking to remember the important parts	Create a Mental Picture Make a picture in your mind of what the words are saying 



Writing



Some of our KS1 targets;

- ▶ Consolidate correct formation of letters & numbers
- ▶ Organise, structure and present ideas in writing
- ▶ Write for a variety of audiences
- ▶ Use a variety of skills to spell words when writing
- ▶ Spell correctly a range of familiar, important and regularly occurring words
- ▶ Develop competence in grammar and punctuation
- ▶ Write in a legible style of handwriting & working towards a cursive style.
- ▶ Begin to check written work





New Spelling Scheme

This year, we have purchased a brand new Spelling Scheme for KS1 & KS2.

The scheme is called 'Spelling Shed' and is both an online and in school resource.

Children will be able to access this resource at home to do online spelling work, as well as the usual Spelling writing Homework.

We hope this will make spelling a more purposeful skill the children can develop.

Children will get 10 words weekly to be tested on, focusing on a specific sound each week.





Spelling Strategies



Look

Look at the word carefully. Are there any tricky parts?



Say

Say the word to yourself.

Cover



Cover it up so you cannot see the word.

Write



Write the word down.

Check



Check each letter to see if you have spelt the word correctly. Write the word again if you have made any mistakes.



Problem Solving Strategies

The seven steps to problem-solving

- Step 1** Read the problem.
- Step 2** What do you have to find?
- Step 3** What facts are given?
- Step 4** Which facts do you need?
- Step 5** Make a plan.
- Step 6** Carry out your plan to find an answer.
- Step 7** Check your answer.



1 Create a Diagram/ Picture/ Model

3 Make a Table/List

children	wins	points
Lucas	5	25
Ryan	6	
Ellen	3	
Thomas	4	

5 Find a Pattern

2 Guess, Check and Revise

4 Logical Reasoning

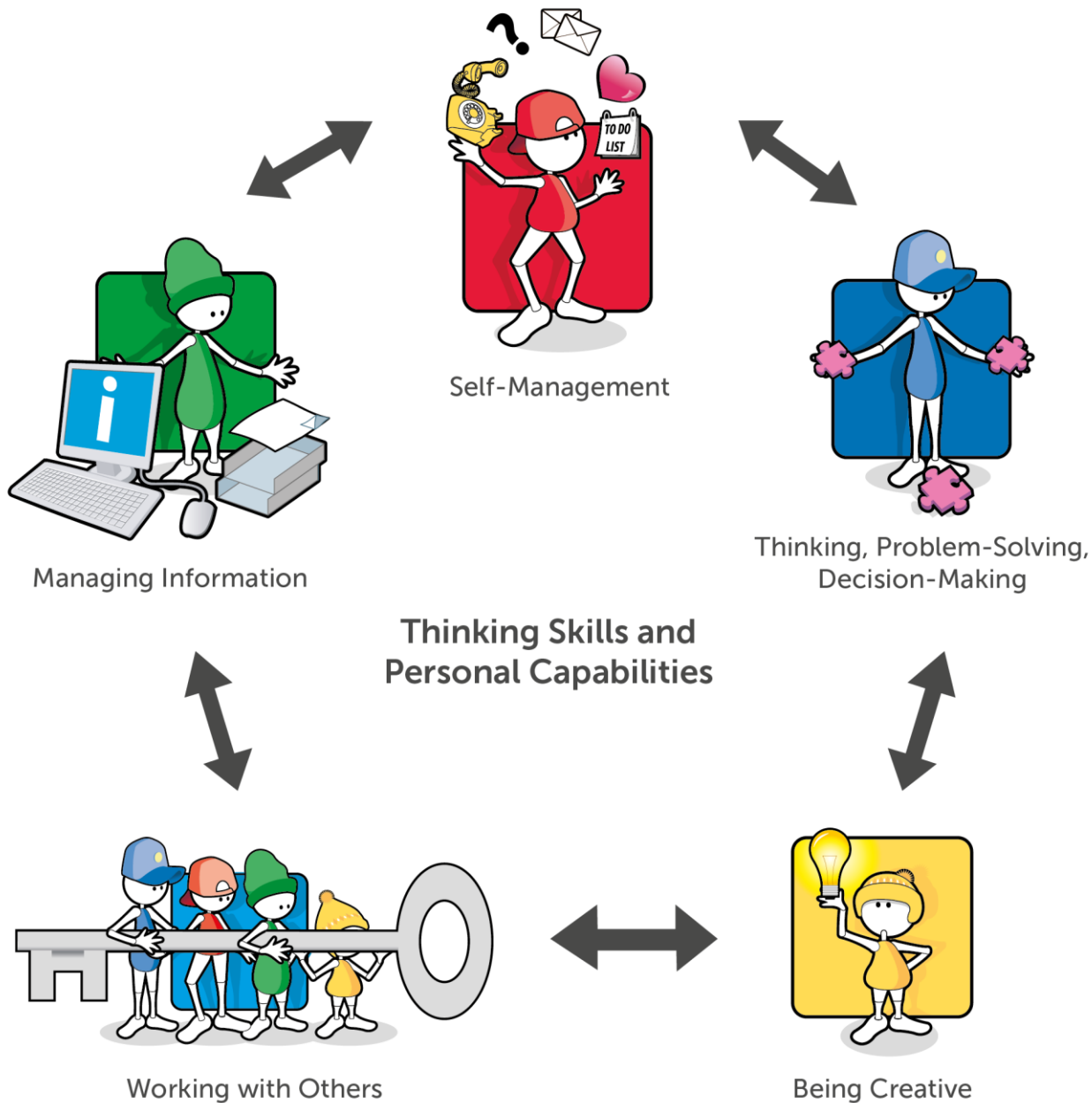
6 Work Backward

$$\square + 4 - 6 = 18$$

$$\square = 18 + 6 - 4$$



Thinking Skills and Personal Capabilities Framework





Primary 3 Homework

During P3 the following Homework routine will be as follows:

Monday	Tuesday	Wednesday	Thursday
<ul style="list-style-type: none">• Numeracy• Reading• Spellings	<ul style="list-style-type: none">• Literacy• Reading• Spellings	<ul style="list-style-type: none">• Numeracy• Reading• Spellings	<ul style="list-style-type: none">• Religion• Learning Homework• Reading• Spellings

Mathletics and Spelling Shed can be accessed at any stage throughout the week to extend and support learning.

Please kindly initial your child's Reading Record regularly and Weekly Review when completed on a Friday.

Mathletics should be encouraged every evening at home.



Year 4 Homework

During P4 the following Homework routine will be as follows:

Monday	Tuesday	Wednesday	Thursday
<ul style="list-style-type: none">• Numeracy• Reading• Spellings• Times Tables facts	<ul style="list-style-type: none">• Literacy• Reading• Spellings• Times Tables facts	<ul style="list-style-type: none">• Numeracy• Reading• Spellings• Times Tables facts	<ul style="list-style-type: none">• Religion• Learning Homework• Reading• Spellings

Mathletics and Spelling Shed can be accessed at any stage throughout the week to extend and support learning.

Please kindly initial your child's Reading Record regularly and Weekly Review when completed on a Friday.

Mathletics and Accelerated Reading (AR) should be encouraged every evening at home.



Homework Support:

- ✚ Provide a suitable environment
- ✚ Encourage independence
- ✚ Provide supervision
- ✚ Just be the best you can be
- ✚ If your child is struggling, just
Stop and write a note for the
Class teacher.
- ✚ Sign written homework



Mathletics

Each child has log in details in their Reading Records to allow them access to the Mathletics programme and assignments set by the teacher.

<https://www.google.co.uk/search?q=mathletics+video&safef=active&fpstate=ive&vld=cid:e617a50f,vid:8l1CSl5yMs w,st:0>





Keeping You Informed on Progress

Curriculum Information (term 1) – Initiatives, targets and objectives have been laid out for the year available to all parents via the School Website.

Parent Teacher Meetings (term 2) – This will take place again in January. Further details to follow.

School Reports (term 3) – School reports are sent home at the end of the academic year in June.

If you have any concerns regarding your child's progress (or any other matter) contact your child's class teacher to arrange a meeting throughout the school year.



Assessment

- **Weekly spelling & Mental Maths Tests (Weekly Review)**
- **On going Observations and Marking**
- **Half Term Class Check Ups**
- **NRIT testing in Years 4 & 6**
- **End of Year Assessment – PTM & PTE**





School is so much more...

- ▶ Friendships
- ▶ Relationships
- ▶ Curricular & Extra Curricular Activities
- ▶ Reward Systems – Class & whole School
- ▶ Responsibility
- ▶ Preparation for Life – Adulthood.





Updates and Information

- ▶ All news and information is regularly posted on our school website. All letters issued from school are posted in the parent section of our school website: www.stpatricksannaghmore.com
- ▶ Facebook page - Please like and share  @ Saint Patrick's Primary School, Annaghmore
- ▶ School App – Available via our school website  Schools NI



Questions

If you have any questions in relation to your child's development or seek clarification on the information provided, please contact your child's class teacher by contacting the school secretary who can pass your details on in order to discuss.

Call: 028 877 40 661



Thank You

